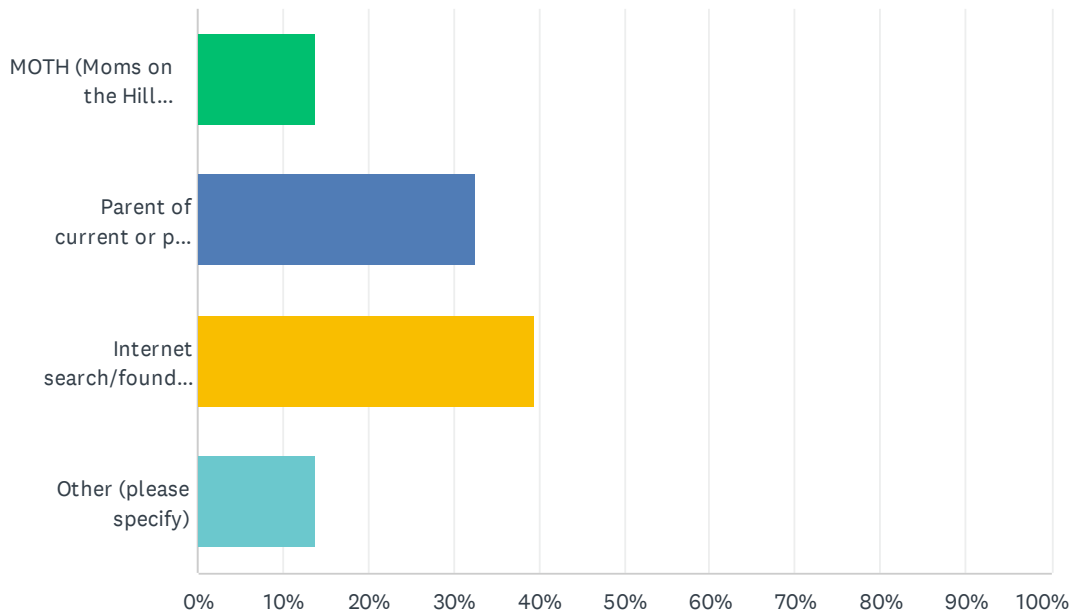


Q1 How did you first learn about Toddlers on the Hill?

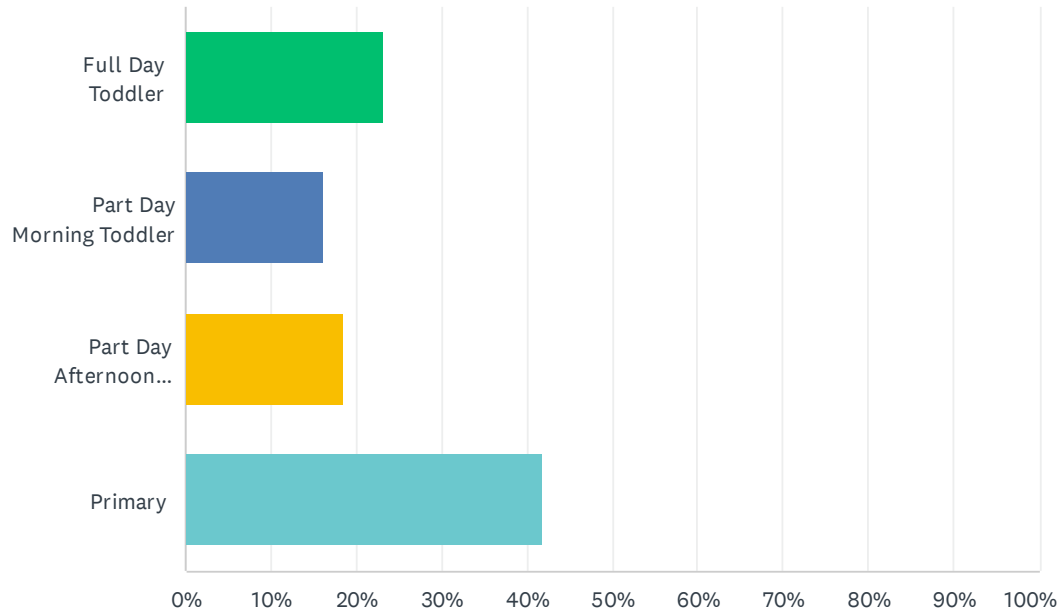
Answered: 43 Skipped: 0



ANSWER CHOICES	RESPONSES	
MOTH (Moms on the Hill distribution list)	13.95%	6
Parent of current or past ToTH student	32.56%	14
Internet search/found website	39.53%	17
Other (please specify)	13.95%	6
TOTAL		43

Q2 Which program was your child enrolled in?

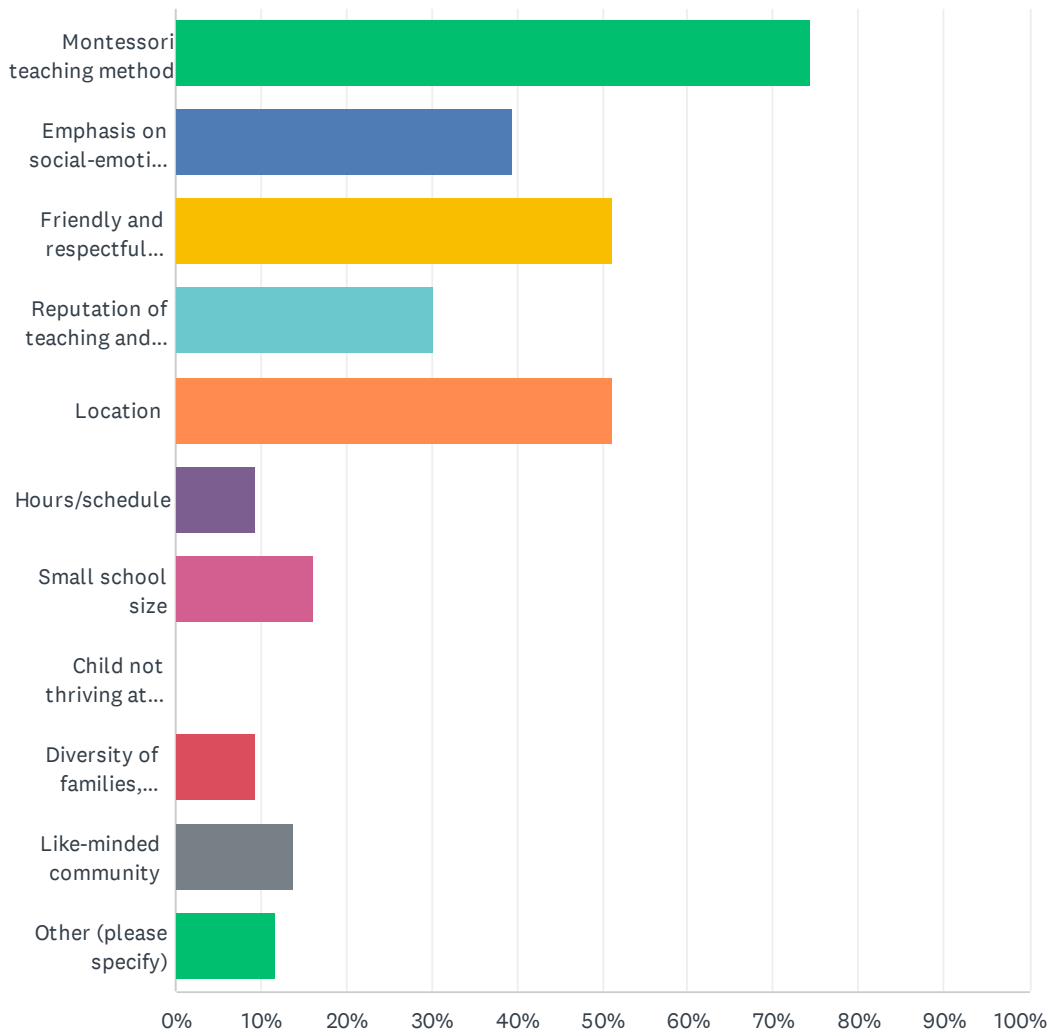
Answered: 43 Skipped: 0



ANSWER CHOICES	RESPONSES	
Full Day Toddler	23.26%	10
Part Day Morning Toddler	16.28%	7
Part Day Afternoon Toddler	18.60%	8
Primary	41.86%	18
TOTAL		43

Q3 Please select the top 3 reasons that you chose ToTH Montessori.

Answered: 43 Skipped: 0

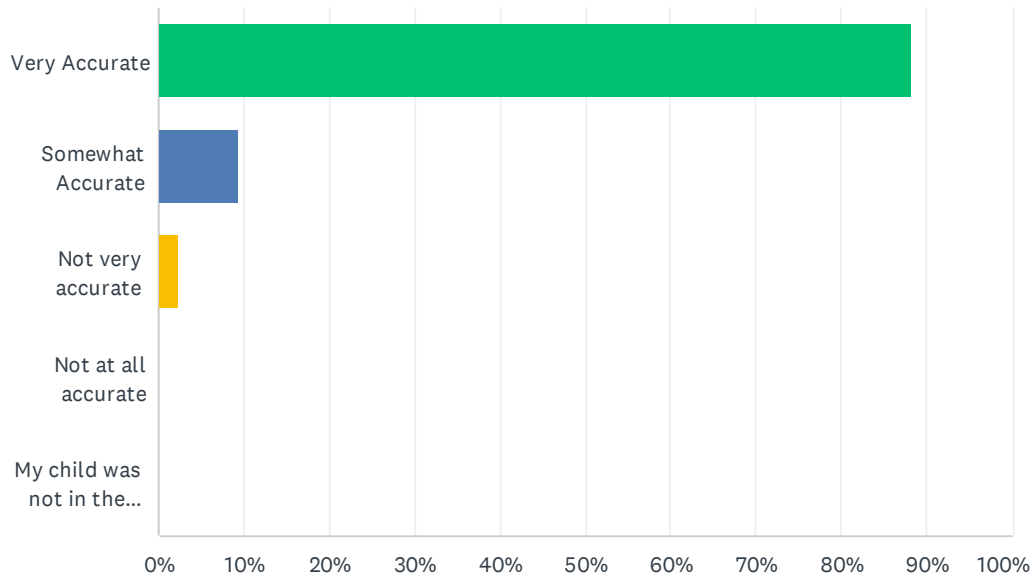


ToTH Montessori Parent Survey 2021-22

ANSWER CHOICES	RESPONSES	
Montessori teaching method	74.42%	32
Emphasis on social-emotional development	39.53%	17
Friendly and respectful learning environment	51.16%	22
Reputation of teaching and administrative staff	30.23%	13
Location	51.16%	22
Hours/schedule	9.30%	4
Small school size	16.28%	7
Child not thriving at another school	0.00%	0
Diversity of families, students, and staff	9.30%	4
Like-minded community	13.95%	6
Other (please specify)	11.63%	5
Total Respondents: 43		

Q4 Based on your experience this past year, how accurate was the information you received about the program before enrolling (i.e. tuition rates, program description, schedule, procedures, policies, etc.)?

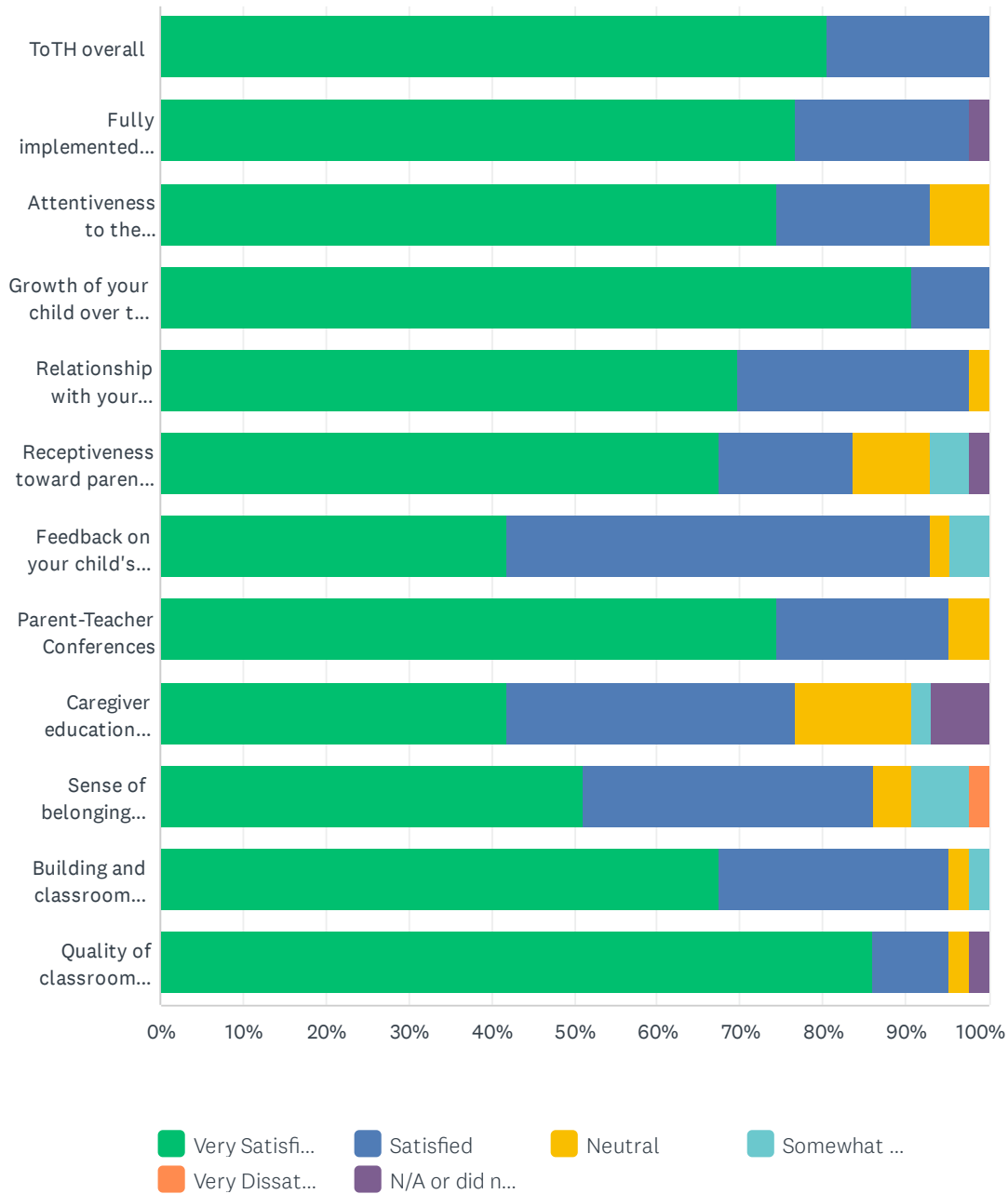
Answered: 43 Skipped: 0



ANSWER CHOICES	RESPONSES	
Very Accurate	88.37%	38
Somewhat Accurate	9.30%	4
Not very accurate	2.33%	1
Not at all accurate	0.00%	0
My child was not in the program long enough for me to accurately assess/ make a judgement.	0.00%	0
TOTAL		43

Q8 How would you rate your satisfaction with of EACH of the following:

Answered: 43 Skipped: 0

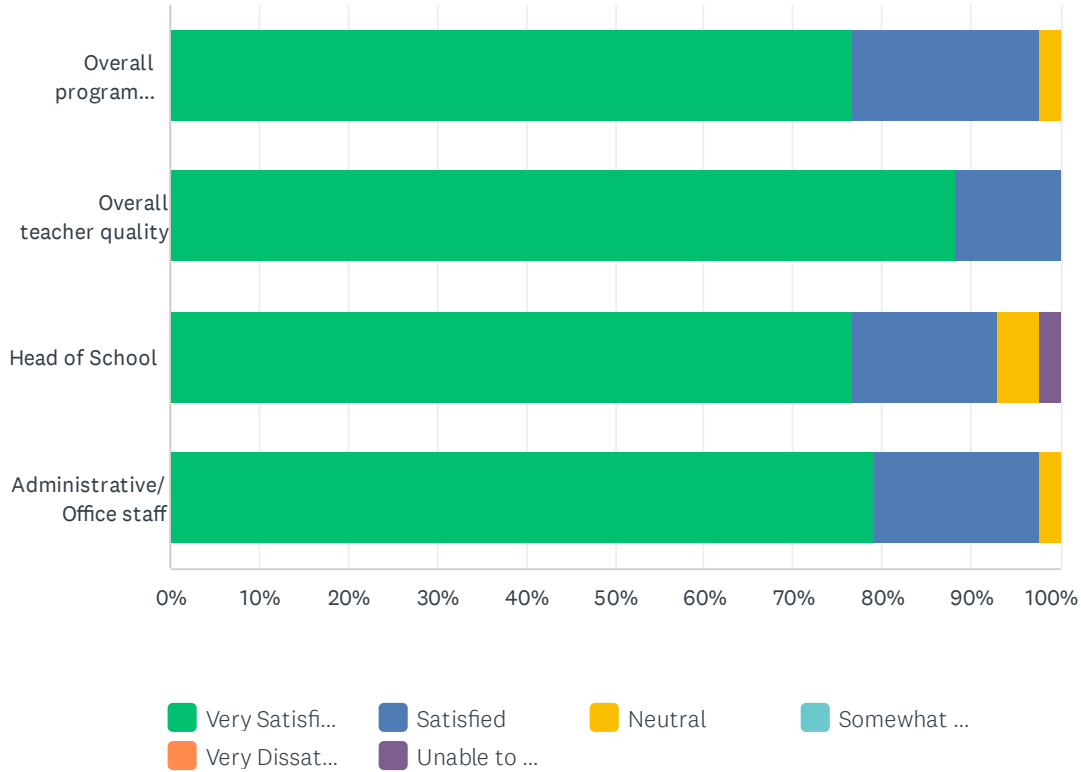


ToTH Montessori Parent Survey 2021-22

	VERY SATISFIED	SATISFIED	NEUTRAL	SOMEWHAT DISSATISFIED	VERY DISSATISFIED	N/A OR DID NOT PARTICIPATE	TOTAL
ToTH overall	80.49% 33	19.51% 8	0.00% 0	0.00% 0	0.00% 0	0.00% 0	41
Fully implemented Montessori education	76.74% 33	20.93% 9	0.00% 0	0.00% 0	0.00% 0	2.33% 1	43
Attentiveness to the individual needs of your child	74.42% 32	18.60% 8	6.98% 3	0.00% 0	0.00% 0	0.00% 0	43
Growth of your child over the course of the year	90.70% 39	9.30% 4	0.00% 0	0.00% 0	0.00% 0	0.00% 0	43
Relationship with your child's teachers	69.77% 30	27.91% 12	2.33% 1	0.00% 0	0.00% 0	0.00% 0	43
Receptiveness toward parent concerns	67.44% 29	16.28% 7	9.30% 4	4.65% 2	0.00% 0	2.33% 1	43
Feedback on your child's school experience (i.e. weekly classroom wrap-ups, photos, Bloomz/Montessori Compass)	41.86% 18	51.16% 22	2.33% 1	4.65% 2	0.00% 0	0.00% 0	43
Parent-Teacher Conferences	74.42% 32	20.93% 9	4.65% 2	0.00% 0	0.00% 0	0.00% 0	43
Caregiver education resources (observations videos, in-person observations, virtual parent education sessions, Instagram account, articles, and other resources)	41.86% 18	34.88% 15	13.95% 6	2.33% 1	0.00% 0	6.98% 3	43
Sense of belonging within the school community	51.16% 22	34.88% 15	4.65% 2	6.98% 3	2.33% 1	0.00% 0	43
Building and classroom facilities	67.44% 29	27.91% 12	2.33% 1	2.33% 1	0.00% 0	0.00% 0	43
Quality of classroom materials	86.05% 37	9.30% 4	2.33% 1	0.00% 0	0.00% 0	2.33% 1	43

Q9 How would you rate your satisfaction with ToTH teaching and administrative staff?

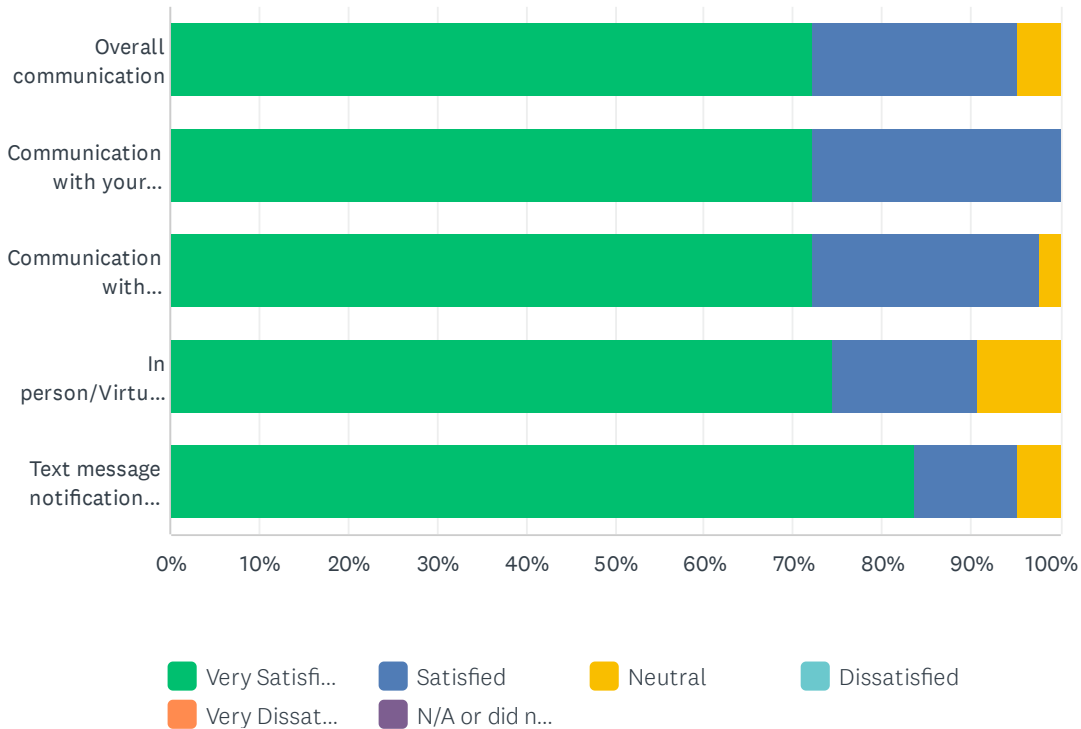
Answered: 43 Skipped: 0



	VERY SATISFIED	SATISFIED	NEUTRAL	SOMEWHAT DISSATISFIED	VERY DISSATISFIED	UNABLE TO MAKE AN ACCURATE ASSESSMENT	TOTAL	V A
Overall program leadership	76.74% 33	20.93% 9	2.33% 1	0.00% 0	0.00% 0	0.00% 0	43	
Overall teacher quality	88.37% 38	11.63% 5	0.00% 0	0.00% 0	0.00% 0	0.00% 0	43	
Head of School	76.74% 33	16.28% 7	4.65% 2	0.00% 0	0.00% 0	2.33% 1	43	
Administrative/Office staff	79.07% 34	18.60% 8	2.33% 1	0.00% 0	0.00% 0	0.00% 0	43	

Q10 Please tell us how satisfied you are with communication at ToTH.

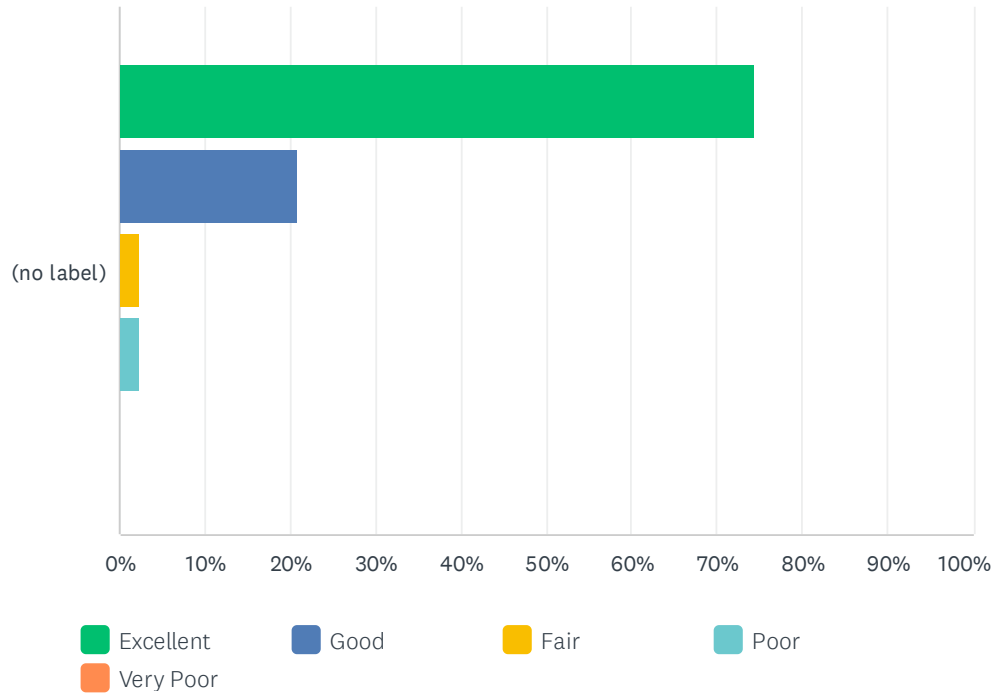
Answered: 43 Skipped: 0



	VERY SATISFIED	SATISFIED	NEUTRAL	DISSATISFIED	VERY DISSATISFIED	N/A OR DID NOT USE	TOTAL	WEIGHTED AVERAGE
Overall communication	72.09% 31	23.26% 10	4.65% 2	0.00% 0	0.00% 0	0.00% 0	43	1.33
Communication with your child's teachers	72.09% 31	27.91% 12	0.00% 0	0.00% 0	0.00% 0	0.00% 0	43	1.28
Communication with administrative staff	72.09% 31	25.58% 11	2.33% 1	0.00% 0	0.00% 0	0.00% 0	43	1.30
In person/Virtual meetings with teacher or administrative staff member	74.42% 32	16.28% 7	9.30% 4	0.00% 0	0.00% 0	0.00% 0	43	1.35
Text message notification system	83.72% 36	11.63% 5	4.65% 2	0.00% 0	0.00% 0	0.00% 0	43	1.21

Q11 How would you rate ToTH's overall handling of health and safety policies and protocols as a result of the COVID-19 pandemic?

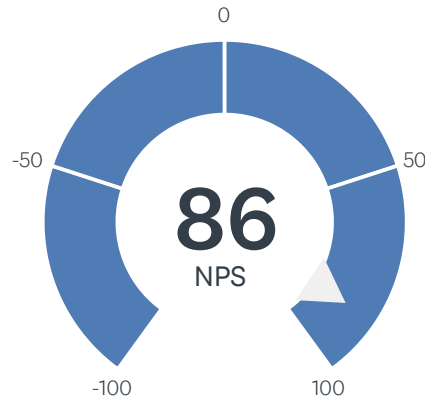
Answered: 43 Skipped: 0



	EXCELLENT	GOOD	FAIR	POOR	VERY POOR	TOTAL	WEIGHTED AVERAGE
(no label)	74.42%	20.93%	2.33%	2.33%	0.00%	43	1.33
	32	9	1	1	0		

Q13 How likely is it that you would recommend ToTH Montessori to a friend or colleague?

Answered: 43 Skipped: 0



DETRACTORS (0-6)	PASSIVES (7-8)	PROMOTERS (9-10)	NET PROMOTER® SCORE
0	14%	86%	86
0	6	37	